

SEEDLING PLANTING TIPS

- Plant seedlings as soon as possible (no more than two days after pick-up)
 - ⇒ if unable to plant right away, keep seedlings someplace cool, dark, and sheltered where sunlight cannot reach them. Keep the roots moist until planting, as well.
- Seedlings should be planted in a location suitable for that species including suitable soil, sunlight, and draining needs.
- Follow spacing guidelines from our fact sheet when planting multiple seedlings in close proximity.
- Remove any weeds or shrubs from the planting area that will compete with your new seedling.
- Plant seedlings in a hole dug big enough for all roots to be placed in it **without** bending.
 - ⇒ make sure any rocks, debris, and air pockets are removed before covering the hole
- Water seedlings regularly or as needed depending on weather conditions.
- See the diagram to the right from the United States Department of Agriculture to properly plant your seedling.

USE THIS CALENDAR TO REMIND YOU WHEN TO PICK UP YOUR TREE ORDER!

“Remind-Assist”- Please save and post in a visible location! SWCD Tree Order Pick-up/Distribution Schedule

April 2023						
Sunday	Monday	Tuesday	Wednesday	Thursday	Friday	Saturday
						1
2	3	4	5	6	7	8
9	10	11	12	13	14	15
16	17	18	19	20-21 Tree Order Distribution 9:00 a.m. – 5:00 p.m. @ Monroe County ecopark		22 Overstock Sale 9:00a.m. – 11:00 a.m. @ Monroe County ecopark
23 30	24	25	26	27	28	29

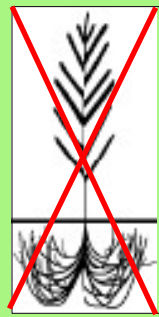
Tree distribution will be at the Monroe County ecopark! For more information please visit:
<http://monroecounty.gov/ecopark>



'L' ROOTS



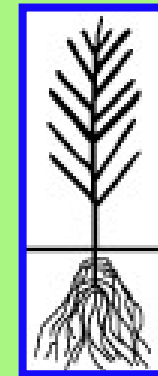
'U' OR 'J' ROOTS



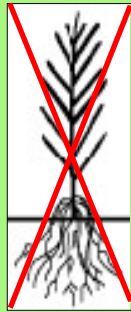
JAMMED ROOTS



COMPACTED ROOTS



PROPERLY PLANTED



TOO SHALLOW



INADEQUATE TAMPING



NOT VERTICAL



PLANTED ON MOUND



ROTTING WOOD



AIR POCKETS PRESENT



TOO DEEP